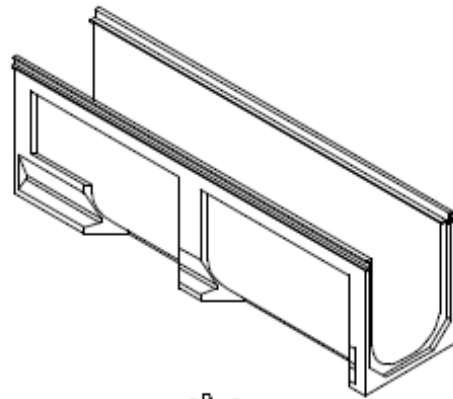


1-877-903-7246

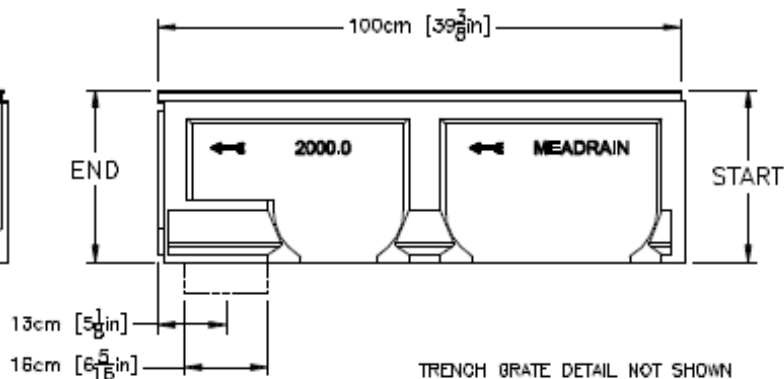
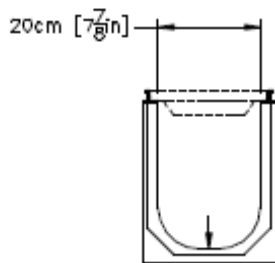
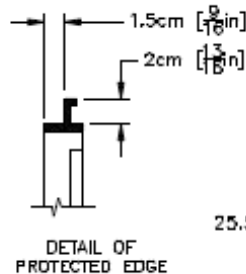


www.trenchdrainsupply.com

Number	Series
EN2000	CPS608 Polymer Concrete Drainage Channel



TYPE	START	END
2000.0	11in	11in
	28cm	28cm
2010.0	13in	13in
	33cm	33cm
2020.0	15in	15in
	38cm	38cm
2000-10	11in	13in
	28cm	33cm
2010-20	13in	15in
	33cm	38cm



TRENCH GRATE DETAIL NOT SHOWN
SPECIFY GRATE TYPE ON ORDER

Manufacturer



Quality engineered trench drain system

Specification

MEA-JOSAM EN2000 SERIES POLYMER CONCRETE DRAINAGE CHANNEL WITH BUILT IN CAST IRON EDGE PROTECTION, DUCTILE IRON SLOTTED GRATES & LOCKING DEVICES. AVAILABLE IN THREE TYPES: C250, F900, AND F900 PROFIX. SUPPLIED BY TRENCH DRAIN SUPPLY.

DISCLAIMER - The customer and the customer's architects, engineers, consultants, and other professionals are completely responsible for the selection installation and maintenance of any product purchased from Trench Drain Supply and/or its manufacturers. TRENCH DRAIN SUPPLY MAKES NO WARRANTY, EXPRESS OR IMPLIED, AS TO THE SUITABILITY, DESIGN, MERCHANTABILITY, OR FITNESS OF THE PRODUCT FOR CUSTOMERS APPLICATION. The drawing and information provided remain the property and copyright of the manufacturer listed. The manufacturer reserves the right to modify specification without notice.